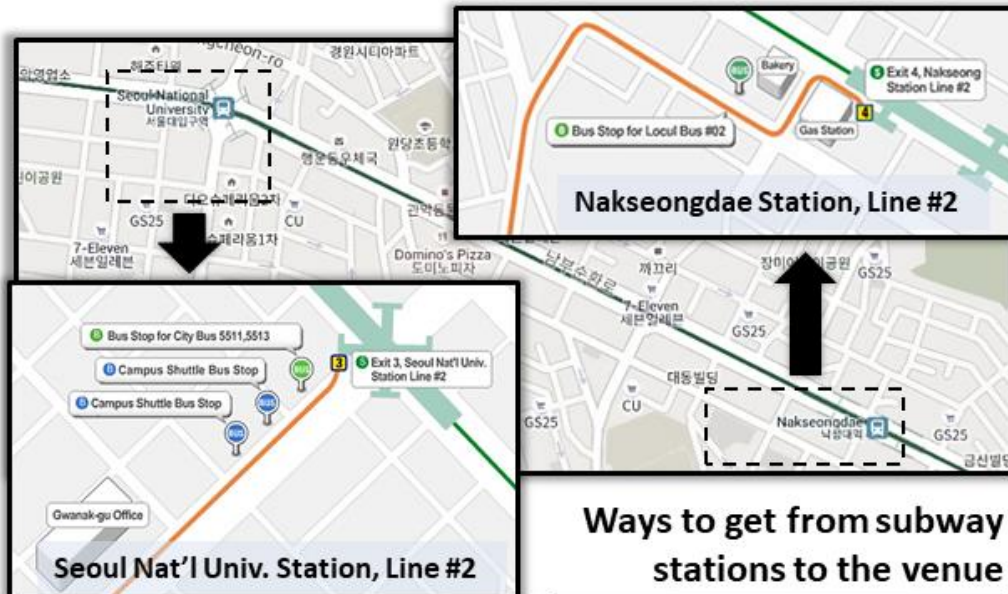


- Conference venue -

Bldg. 4, #302, Seoul National University (Gwanak Campus)
1 Gwanak-ro, Gwanak-gu, Seoul 08826, Korea



Ways to get from subway stations to the venue

From Seoul Nat'l Univ. Station

By bus

After exiting exit no.3, walk towards the Gwanak-gu Office. There you will find **the school shuttle bus** (Mon.–Fri.) and also a regular bus that comes to SNU. The campus shuttles are free of charge. Buses number **5511** and **5513** circulate the campus, from the university's main entrance to the Administration Building.

By taxi

There is a taxi stand on near the exit no.3. Fares are expected to be about ₩ 4,000.

Bus stop #21286 (Gwanaksa Samkeori)
5511 & town bus no. 2

Bus stop for the school shuttle bus

Bus stop #21271 (Administration Building)
5513

From Nakseongdae Station

By bus

After exiting through the exit number 4, walk straight and make a left turn at the gas station. There will be a bus stop in front of the bakery. Take the small green **town bus no. 2**.



Transportation

From the Airport

1. Limousine Bus

The 'Limousine bus' is a convenient and inexpensive way to get to SNU Gwanak Campus from Incheon International Airport. Take airport limousine bus number 6017 or 6003. The bus 6017 comes directly from Incheon to SNU back gate (Hoam Faculty House) within 70 minutes. The bus 6003 comes to SNU main gate via Gimpo Airport, and it takes 110 minutes under normal traffic conditions. Service is available everyday from early morning to night time at Incheon International Airport with no charge for the baggage.

2. Taxi

The taxi fare for coming to SNU Gwanak campus from Incheon International Airport is around 60,000 won depending on the traffic situation. By Deluxe Taxi (Mobeom Taxi), which offers kinder service, the approximate fare is 80,000 won.

Using Public Transportation

Seoul city has a very organized public transportation system and you may come and visit Seoul National University easily by using the bus and subway.

3. Subway

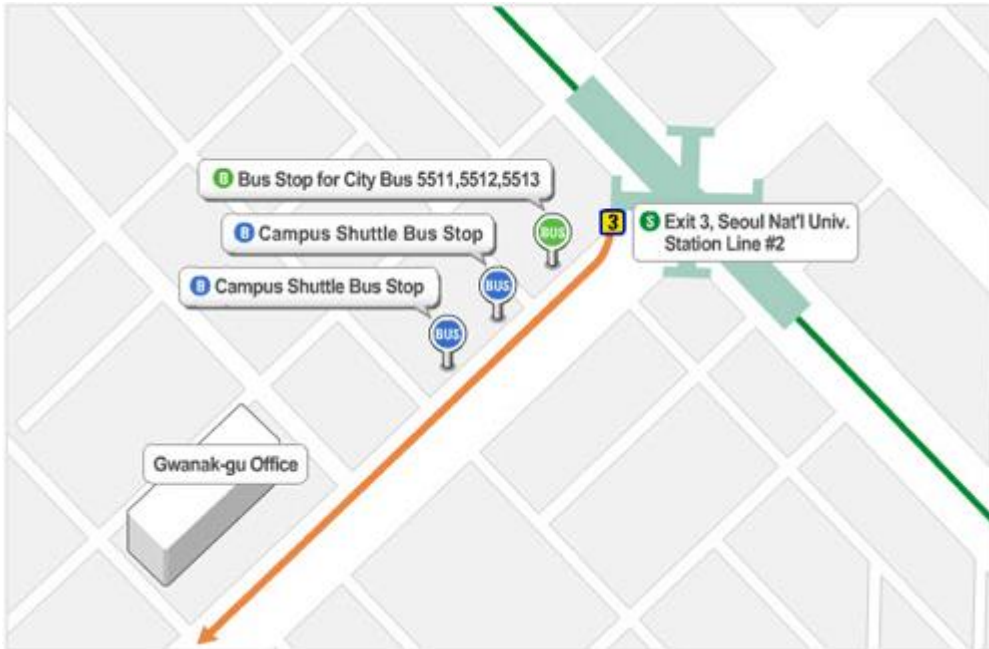
When using the subway to visit Seoul National University, make sure to take Subway Line No. 2 (Green Line) and stop either at the Seoul National University Entrance Station, the Naksungdae Station, or the Shillim Station.

Subway Line No. 2 (Green Line), Seoul National University Entrance Station (Exit No. 3)

Even though Seoul National University is near the entrance station, it is not within the walking distance. You will need to take a bus or a taxi to get the university. Be sure not to confuse the Seoul National University Entrance Station with the Seoul National University of Education/Court or Prosecutor's Office Station.

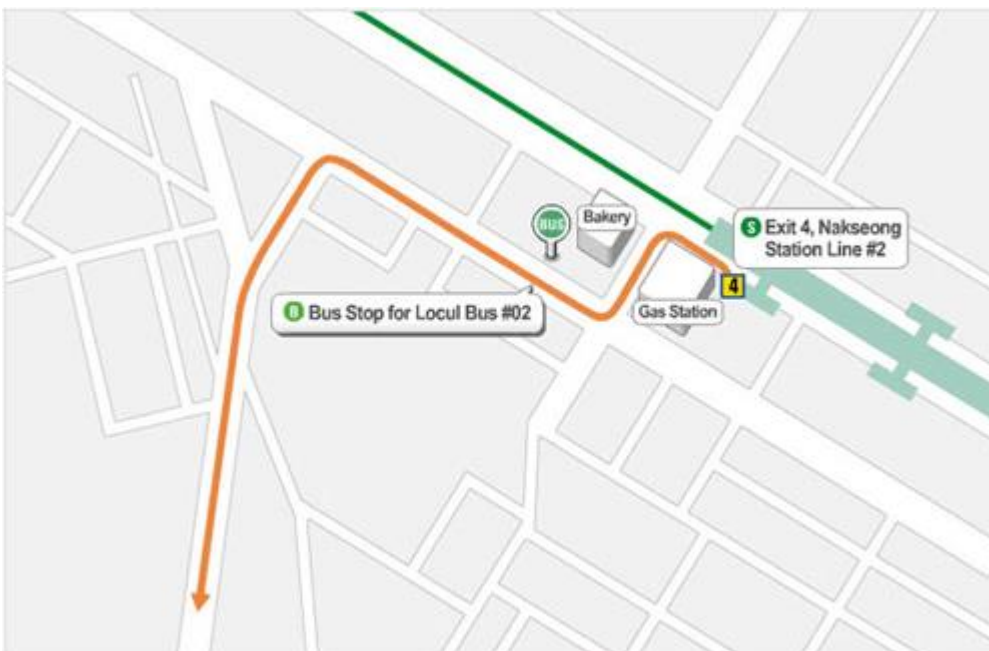
After exiting exit no.3, walk towards the Gwanak-gu Office. There you will find the school shuttle bus and also a regular bus that comes to SNU. The campus shuttles are free of charge. The operation and

interval of the buses differ during vacation time and semesters, but is usually in the range of every 5 to 20 minutes. Buses number 5511 and 5513 circulate the campus counter-clockwise, from the university's main entrance to the Administration Building.



Subway Line No. 2 (Green Line), Naksungdae Station (Exit No. 4)

You will need to take additional public transportation when you get off the train at the Naksungdae Station. After exiting through the exit number 4, walk straight and make a left turn at the gas station. There will be a bus stop in front of the bakery. Take the small green town bus no. 2.



4. Bus

Buses that travel via the school

5411(GREEN)	Final Stop : SNU ↔ Yeomgok-dong	Major Stops : SNU Subway Station, Yangjae, Yeomgok
5412(GREEN)	Final Stop : SNU ↔ Kangnam Subway Station	Major Stops : Sadang Station, Express Bus Terminal
5517(GREEN)	Final Stop : SNU ↔ Joong-Ang University	Major Stops : Shillim Station, Noryangjin Station
5522(GREEN)	Final Stop : SNU ↔ Nangok	Major Stops : Shillim, Nangok
5528(GREEN)	Final Stop : SNU ↔ Guro Digital Complex	Major Stops : Shillim, Siheung, Gasan
5613(GREEN)	Final Stop : SNU ↔ Yeouido	Major Stops : Shillim, Daebang
5614(GREEN)	Final Stop : SNU ↔ Kemok Girl's Highschool	Major Stops : Shillim, Daebang
6511(GREEN)	Final Stop : SNU ↔ Guro-dong	Major Stops : Shindaebang Station, Shindorim Station
6512(GREEN)	Final Stop : SNU ↔ Guro-dong	Major Stops : SNU Subway Station, Shillim Station, Youngdeungpo
6513(GREEN)	Final Stop : SNU ↔ Chulsan-dong	Major Stops : Shillim Station, Daebang Station, Youngdeungpo
6514(GREEN)	Final Stop : SNU ↔ Shinjung-dong	Major Stops : Shillim Station, Daebang Station, Youngdeungpo Station, Dangsang Station
501 (BLUE)	Final Stop : SNU ↔ Jongro 2nd district	Major Stops : Sangdo-dong, Yongsan, Seoul Station
502 (BLUE)	Final Stop : SNU ↔ Dongdaemoon Stadium	Major Stops : Shillim, Noryangjin, Hanganjin
750 (BLUE)	Final Stop : SNU ↔ Susaek	Major Stops : Gwanak-gu Office, Sangdo Tunnel, Seoul Station, Shinchon

※ A detailed service route of each bus is provided on the Seoul bus network online service website: <http://topis.seoul.go.kr/eng/english.jsp>.

Notice

If you have taken a bus that stops in front of the main gate, you may either get off at the gate and transfer to a bus that circulates the campus, or take the on-campus shuttle, stopping at the Administration Building, College of Engineering (Bldg. 301), Gwanak-sa (Dormitory), etc.

Campus Shuttles

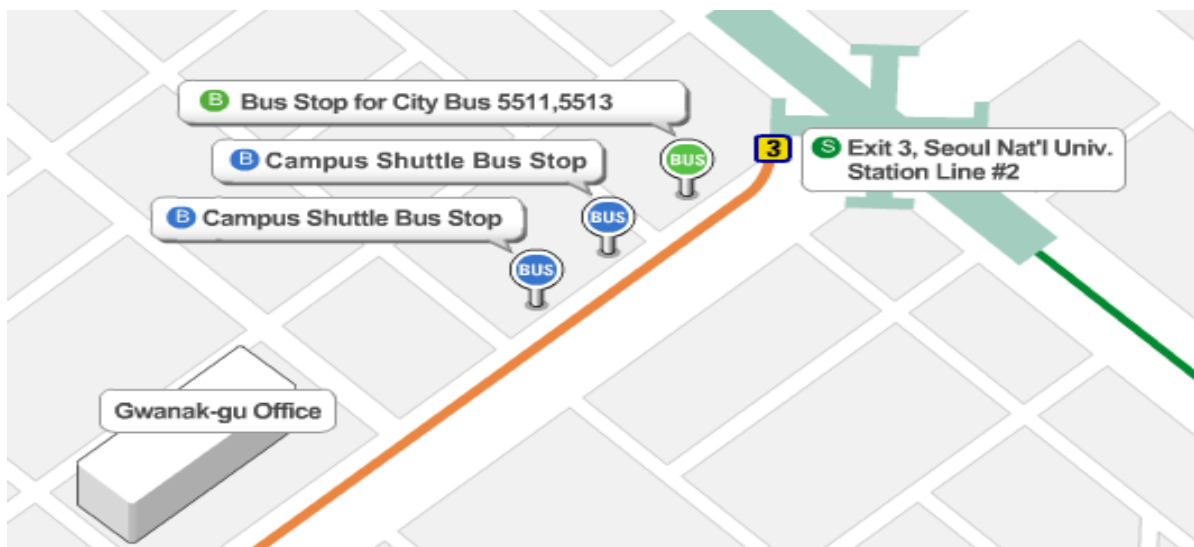
Seoul National University provides free shuttle buses for the convenience of its students at Gwanak Campus. There are four types: Off-Campus Shuttle Bus, On-Campus Circulation Shuttle Bus, Library Shuttle Bus, and shuttle buses for students with disabilities.

Off-Campus Shuttle Bus *Off-campus shuttle buses connect Gwanak Campus with SNU subway station line #2 and Shillim-dong, where a number of SNU students reside*

SNU subway station ↔ Gwanak Campus

The shuttle bus stop at SNU subway station line #2 is located about 100m from exit #3. This bus will take you to the Administration Building (Building 60) at Gwanak Campus. In order to return to the subway station exit #2, board the shuttle bus at the same spot you got off (bus stop 4-1, on the right side of the two).

Another shuttle bus at SNU subway station line #2 departs for the Engineering Education Building (Bldg. 301 and 302). The bus stop is located about 50m from exit #3. If you want to go to the subway station from Buildings 301 and 302, you have to take a local city bus (green bus) or take the shuttle bus from the Administration Building (Bldg. 60).



Shillim-dong ↔ Gwanak Campus

You can take the shuttle bus at Shillim-dong in front of the convenience store buy the way (about 200m from Woori Bank). You will be able to arrive at the Administration Building (Bldg. 60) as well. Boarding the shuttle bus at bus stop 4-1 (on the left side of the two) will take you back to in front of buy the way.

